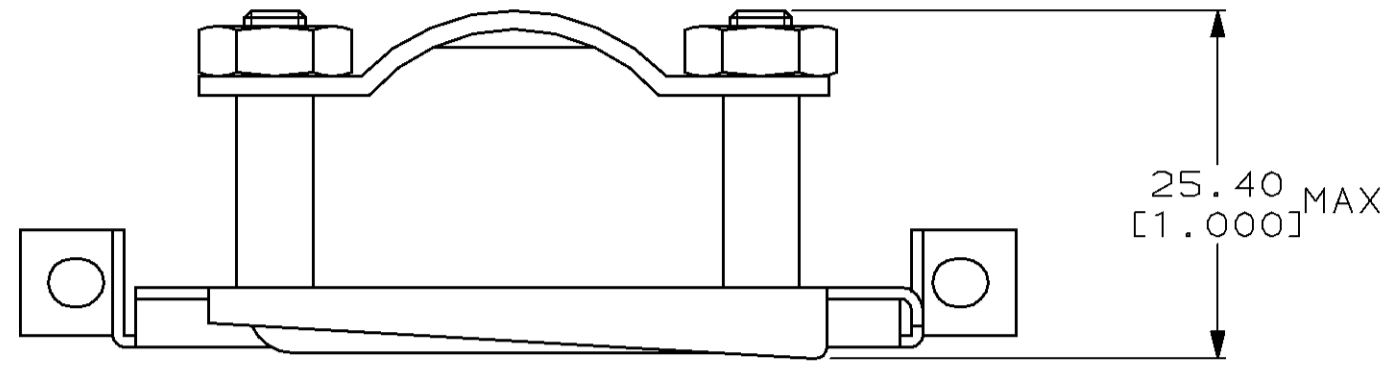
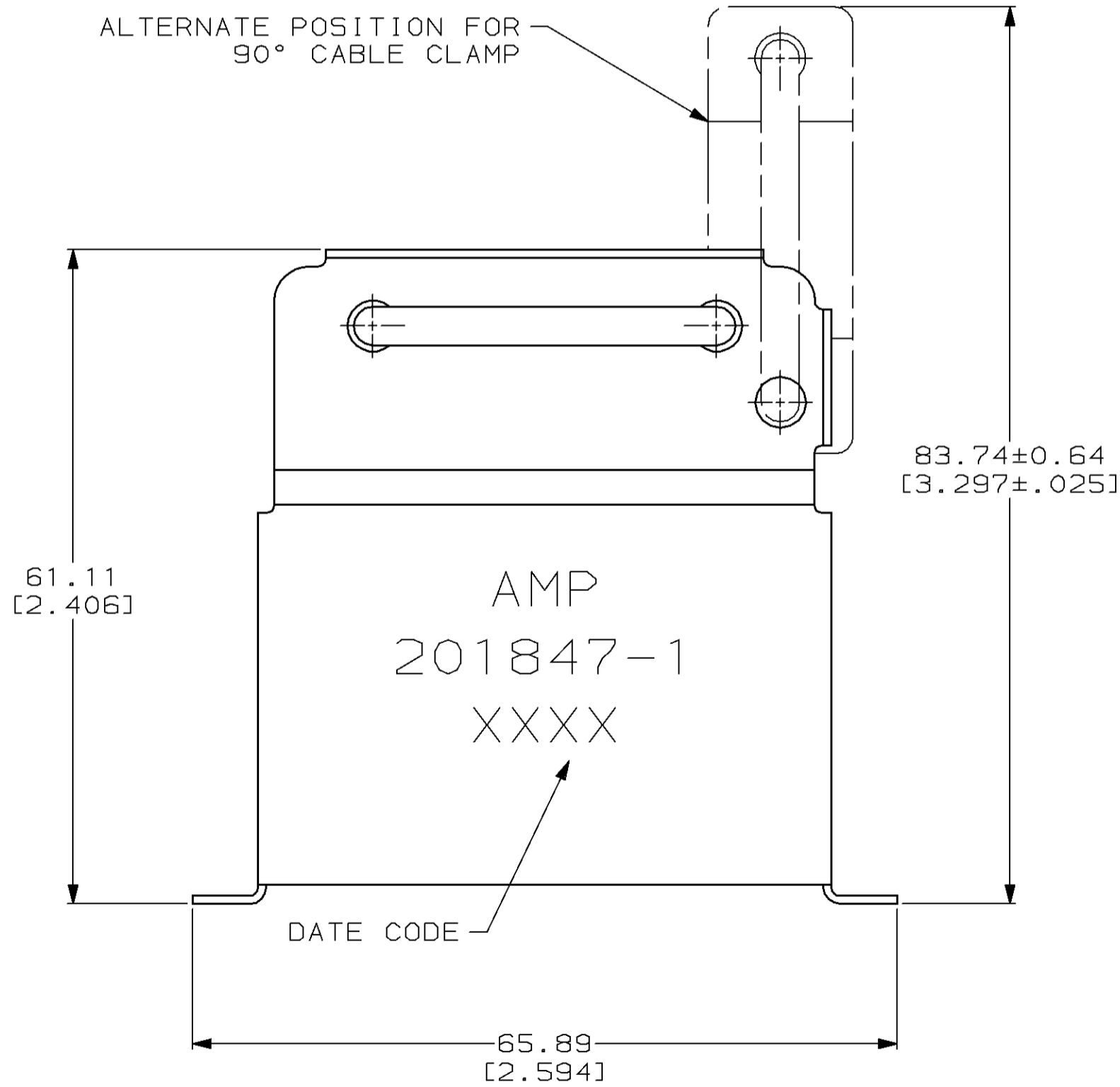


THIS DRAWING IS UNPUBLISHED. RELEASED FOR PUBLICATION  
 BY AMP INCORPORATED. ALL RIGHTS RESERVED.

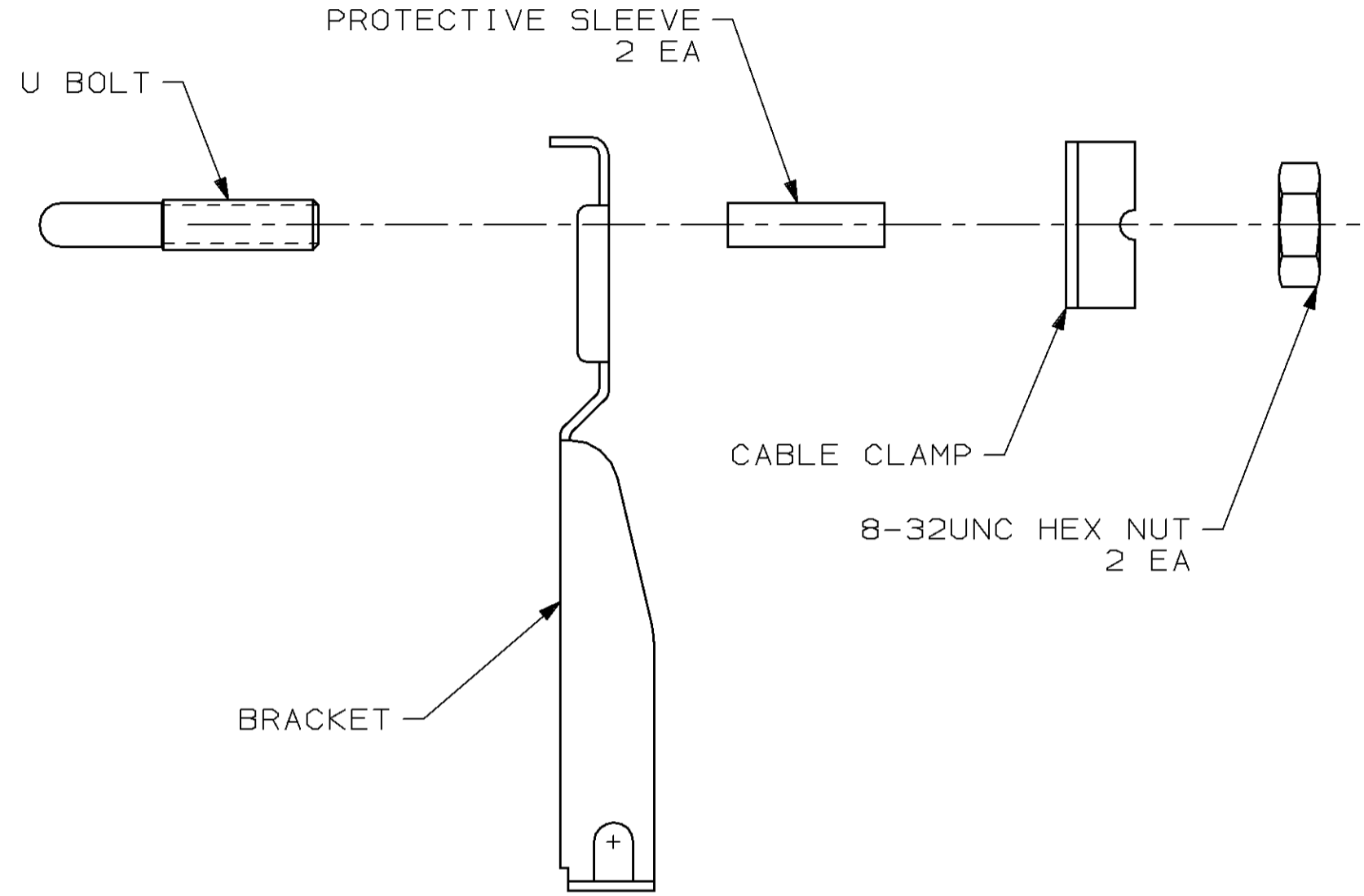
LOC	DIST	REVISIONS			
P	LTR	DESCRIPTION	DATE	DWN	APVD
BD	36				
P		REDRAWN PER EC 0020-1109-95	30 OCT 95	-	-



ALTERNATE POSITION FOR  
90° CABLE CLAMP



ASSEMBLED VIEW



- ① BRACKET: STAINLESS STEEL PER QQ-S-766.  
U BOLT: STAINLESS STEEL PER ASTM-A-582.  
CABLE CLAMP AND HEX NUTS: CARBON STEEL.  
PROTECTIVE SLEEVES: POLYVINYL CHLORIDE.
- ② U BOLT: PASSIVATED.  
CABLE CLAMP: 5.08µm[.000200] MIN NICKEL.  
HEX NUTS: ZINC PLATED PER ASTM-B-633.

201847-1  
PART NUMBER

THIS DRAWING IS A CONTROLLED DOCUMENT FOR AMP INCORPORATED. IT IS SUBJECT TO CHANGE AND THE CONTROLLING ENGINEERING ORGANIZATION SHOULD BE CONTACTED FOR THE LATEST REVISION.		DWN C. REIFSNYDER 30 OCT 95	AMP Incorporated Harrisburg, PA 17105-3608
DIMENSIONS: mm [INCHES]		CHK R. STONE 02 NOV 95	
TOLERANCES UNLESS OTHERWISE SPECIFIED:		APVD G. A. STEINHAUER 02 NOV 95	NAME CLAMP KIT, UNASSEMBLED, 50 PLACE, STRAIN RELIEF, M SERIES
0 PLC ±- 1 PLC ±- 2 PLC ±0.38 [.015] 3 PLC ±- 4 PLC ±- ANGLES ±- FINISH		PRODUCT SPEC - APPLICATION SPEC - WEIGHT -	SIZE A2
MATERIAL ①		CUSTOMER DRAWING	CAGE CODE 00779
		SCALE 2:1	DRAWING NO C-201847
		SHEET 1 OF 1	REV P

201847

A